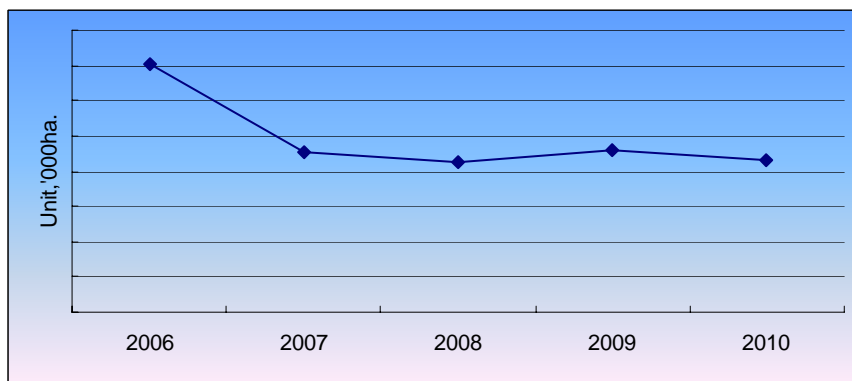


Note: key data/information in this sample page is hidden, while in the report it is not.

1 Vegetable planting situation (2006-2010)

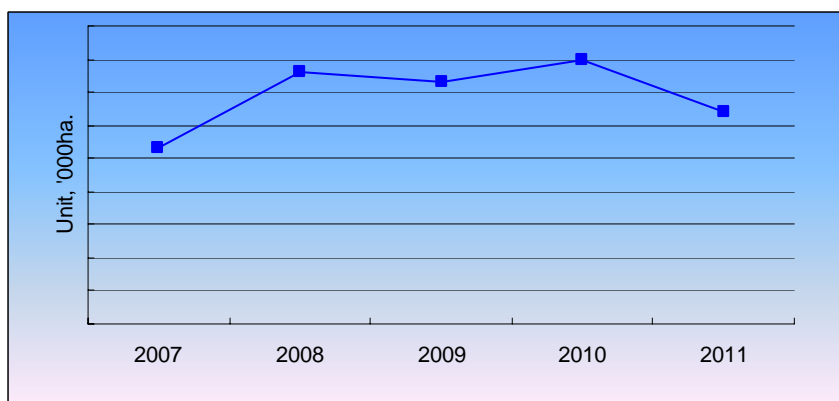
1.2 Planting of tomato

Figure 1.2-1 Planting area of tomato in China, 2006-2010



Source: CCM International

Figure 1.2-2 Planting area of processing tomato in Xinjiang, 2007-2011



Source: CCM International

Table 1.2-1 Key processing tomato planting areas in China, 2011

Region	City	Area (ha.)
Xinjiang	[Redacted]	[Redacted]
Gansu	[Redacted]	[Redacted]
Inner Mongolia	[Redacted]	[Redacted]
Ningxia	[Redacted]	[Redacted]
Sichuan	[Redacted]	14,000

Source: CCM International

Figure 1.2-3 Major planting bases of tomato in China, 2010

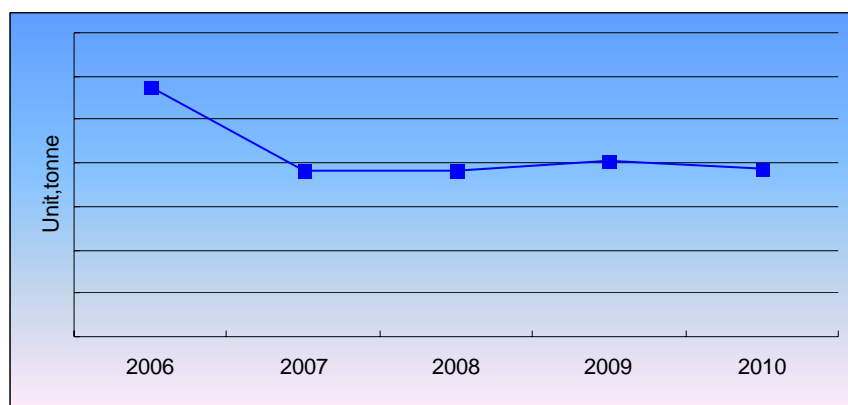


Source: CCM International

2 Vegetable seed market

2.2 Seed market of tomato

Figure 2.2-1 Tomato seed demand in China, 2006-2010



Source: CCM International

Table 2.2-1 Price of major tomato seed in China, 2010

Variety (Chinese)	Variety	Price	Company
	Oudun		
	Geli		
		USD66.67/1000seed	
		USD63.49/1000seed	
	Beiyong		
		USD31.74/1000seed	
			Xi'an Jinpeng Seed Co., Ltd.
	Hezuo 918		
	Zhongyan		
			Beijing Jinyan Yinong Sci-Tech Development Center

Source: CCM International

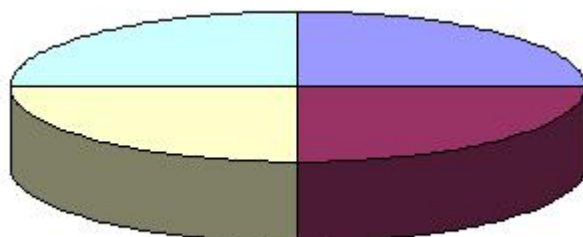
Table 2.2-2 Price comparison of main tomato seeds at home and abroad sold in China, 2010

Price comparison of main tomato seeds at home and abroad sold in China,2010 USD/kg				
Variety	Domestic Variety USD/kg		Imported Variety USD/kg	
	wholesale	retail	wholesale	retail
Tomato				

Source: CCM International

3.2 Seed treatment for tomato

Figure 3.2-1 Seed treatment situation of tomato in China, 2010



Source: CCM International

5.2 Key industrial seedling companies

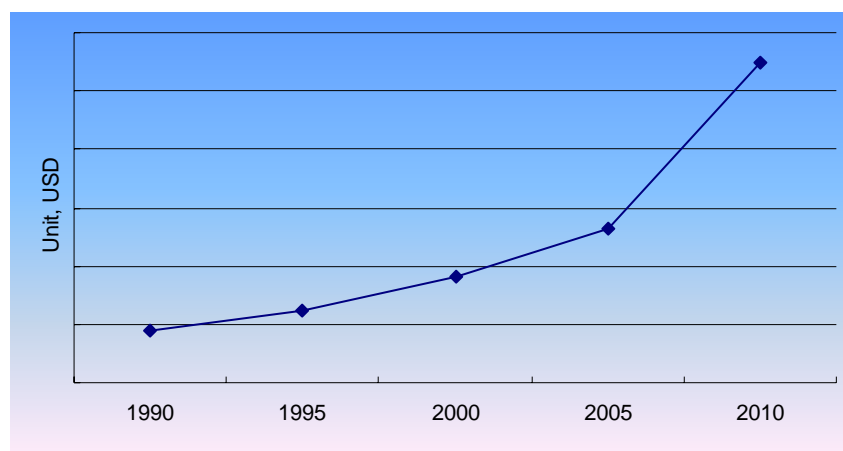
Table 5.2-1 Key industrial seedling companies in China, 2010

Company	Seedling capacity in 2011, plants per year	Main vegetable species involved	Remark
[REDACTED]	[REDACTED]	[REDACTED]	[REDACTED]
[REDACTED]	Over 60 million	[REDACTED]	[REDACTED]
[REDACTED]	[REDACTED]	[REDACTED]	[REDACTED]
[REDACTED]	[REDACTED]	[REDACTED]	[REDACTED]
[REDACTED]	[REDACTED]	Tomato,pepper	[REDACTED]
[REDACTED]	[REDACTED]	[REDACTED]	[REDACTED]
[REDACTED]	[REDACTED]	[REDACTED]	[REDACTED]
[REDACTED]	[REDACTED]	[REDACTED]	[REDACTED]
[REDACTED]	[REDACTED]	[REDACTED]	[REDACTED]
Tianrui Green Seed Planting Co., Ltd.	[REDACTED]	[REDACTED]	[REDACTED]
[REDACTED]	50 million	[REDACTED]	[REDACTED]
[REDACTED]	[REDACTED]	Flower	[REDACTED]

Source: CCM International

7.1 Key factors for the development of vegetable seed treatment

Figure 7.1-1 Average per capita net income of rural residents in China, 1990-2010



Source: CCM International

7.2 Forecast on vegetable seed treatment

Table 7.2-1 Forecast on seed demand volume and film coating proportion of main vegetable & melon seeds in China, 2010-2015

Variety	2010		Forecast in 2015		CAGR
	Seed demand, tonne	Proportion	Seed demand, tonne	Proportion	
Tomato					
Lettuce					
Spinach					
Pepper					
Onion					
Watermelon					
Melon					
Carrot		4.4%			

Source: CCM International